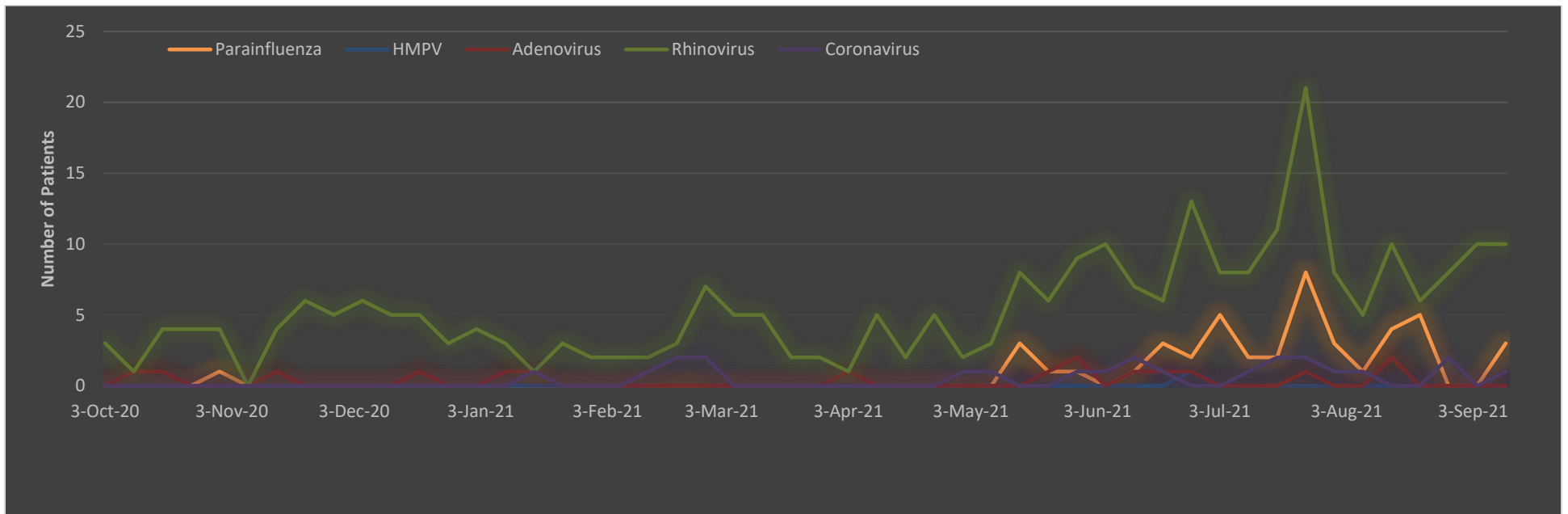
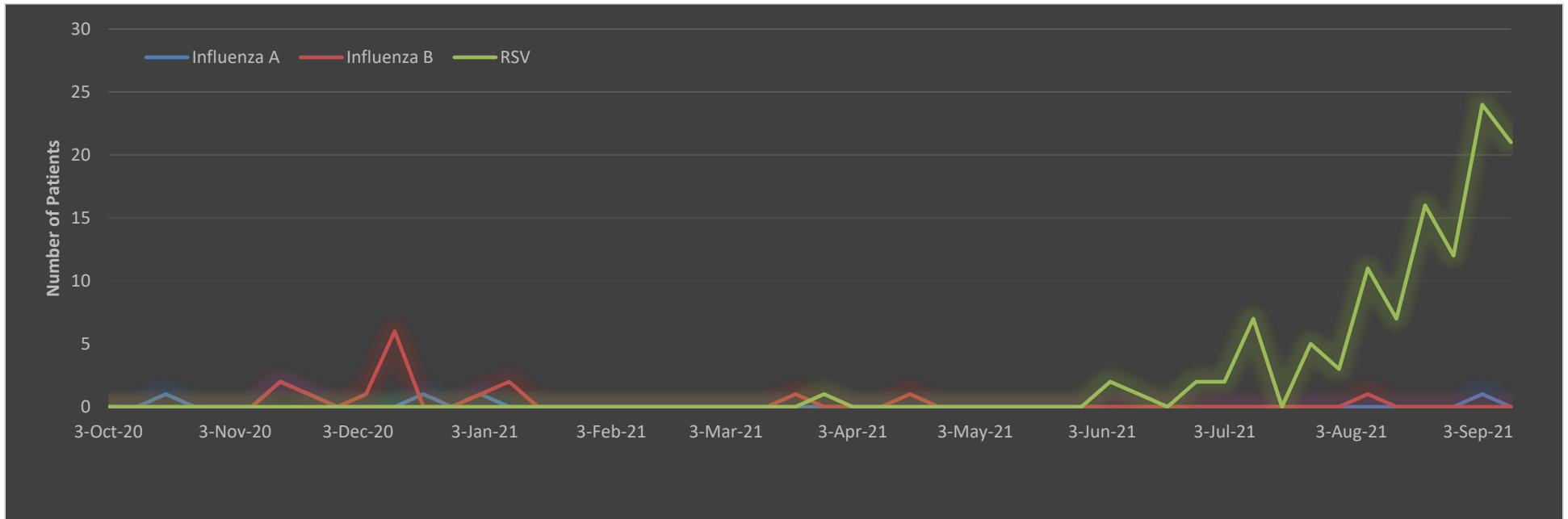
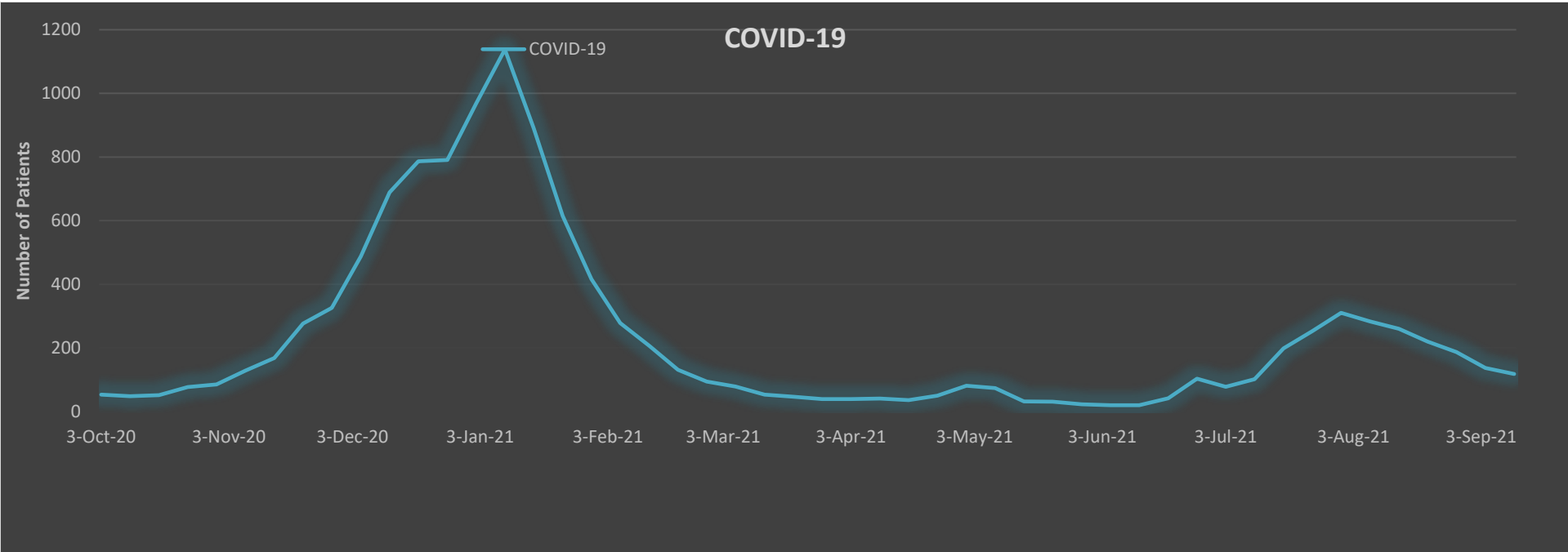


2020-2021 Respiratory Virus





Report Week Ending Saturday	Influenza Virus		RSV	Parainfluenz a	HMPV	Adenovirus	Rhinovirus	Coronavirus (Not Covid- 19)	Covid-19
	Flu A	Flu B							
3-Oct-20	0	0	0	0	0	0	3	0	53
10-Oct-20	0	0	0	0	0	1	1	0	48
17-Oct-20	1	0	0	0	0	1	4	0	52
24-Oct-20	0	0	0	0	0	0	4	0	77
31-Oct-20	0	0	0	1	0	0	4	0	85
7-Nov-20	0	0	0	0	0	0	0	0	129
14-Nov-20	2	2	0	0	0	1	4	0	168
21-Nov-20	1	1	0	0	0	0	6	0	277
28-Nov-20	0	0	0	0	0	0	5	0	326
5-Dec-20	0	1	0	0	0	0	6	0	488
12-Dec-20	0	6	0	0	0	0	5	0	689
19-Dec-20	1	0	0	0	0	1	5	0	787
26-Dec-20	0	0	0	0	0	0	3	0	791
2-Jan-21	1	1	0	0	0	0	4	0	968
9-Jan-21	0	2	0	0	0	1	3	0	1138
16-Jan-21	0	0	0	0	0	1	1	1	891
23-Jan-21	0	0	0	0	0	0	3	0	615
30-Jan-21	0	0	0	0	0	0	2	0	416
6-Feb-21	0	0	0	0	0	0	2	0	278
13-Feb-21	0	0	0	0	0	0	2	1	207
20-Feb-21	0	0	0	0	0	0	3	2	131
27-Feb-21	0	0	0	0	0	0	7	2	94
6-Mar-21	0	0	0	0	0	0	5	0	79
13-Mar-21	0	0	0	0	0	0	5	0	53
20-Mar-21	0	1	0	0	0	0	2	0	47
27-Mar-21	0	0	1	0	0	0	2	0	39
3-Apr-21	0	0	0	0	0	1	1	0	39
10-Apr-21	0	0	0	0	0	0	5	0	41
17-Apr-21	0	1	0	0	0	0	2	0	36
24-Apr-21	0	0	0	0	0	0	5	0	50
1-May-21	0	0	0	0	0	0	2	1	81

8-May-21	0	0	0	0	0	0	3	1	74
15-May-21	0	0	0	3	0	0	8	0	32
22-May-21	0	0	0	1	0	1	6	0	31
29-May-21	0	0	0	1	0	2	9	1	23
5-Jun-21	0	0	2	0	0	0	10	1	20
12-Jun-21	0	0	1	1	0	1	7	2	20
19-Jun-21	0	0	0	3	0	1	6	1	42
26-Jun-21	0	0	2	2	1	1	13	0	103
3-Jul-21	0	0	2	5	0	0	8	0	78
10-Jul-21	0	0	7	2	0	0	8	1	102
17-Jul-21	0	0	0	2	0	0	11	2	199
24-Jul-21	0	0	5	8	0	1	21	2	253
31-Jul-21	0	0	3	3	0	0	8	1	310
7-Aug-21	0	1	11	1	0	0	5	1	283
14-Aug-21	0	0	7	4	0	2	10	0	260
21-Aug-21	0	0	16	5	0	0	6	0	220
28-Aug-21	0	0	12	0	0	0	8	2	187
4-Sep-21	1	0	24	0	0	0	10	0	137
11-Sep-21	0	0	21	3	0	0	10	1	118