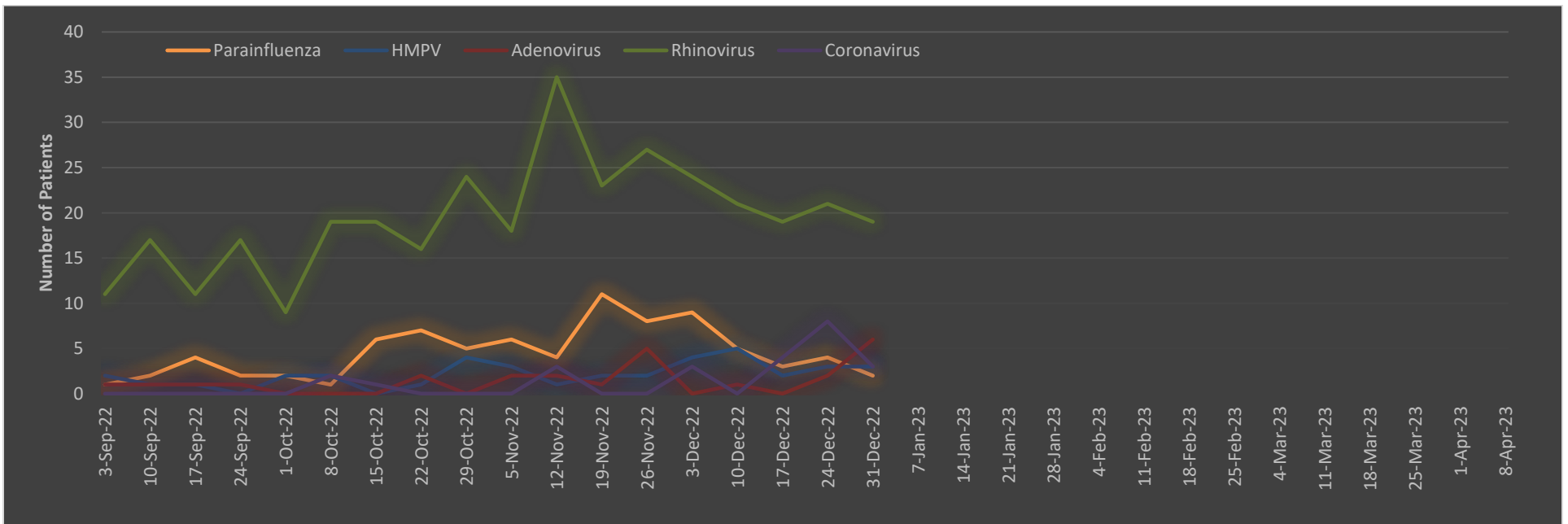
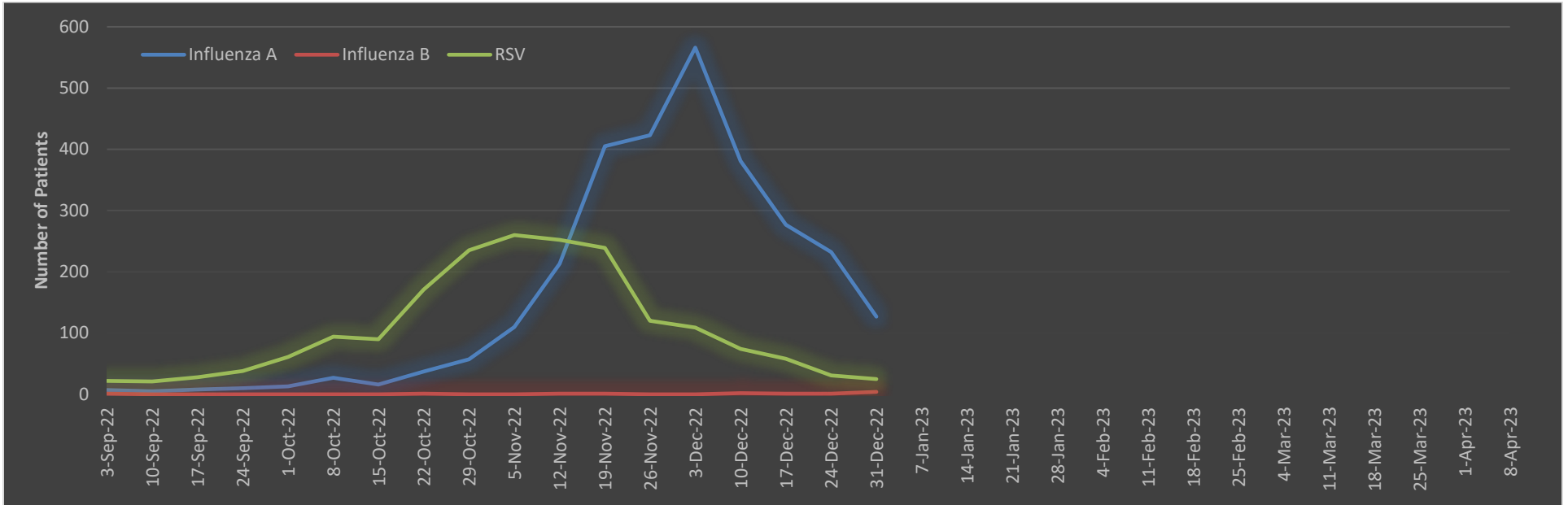
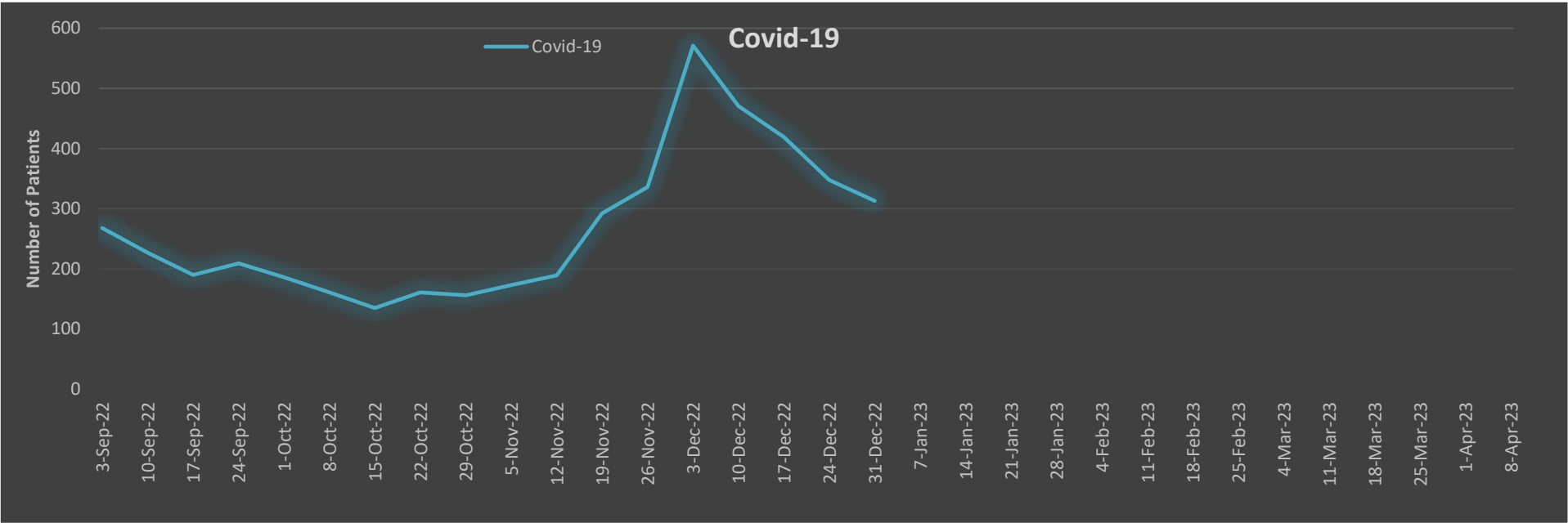


2022-2023 Respiratory Virus





Report Week Ending Saturday	Influenza Virus		RSV	Parainfluenza	HMPV	Adenovirus	Rhinovirus	Coronavirus (Not Covid-19)	Covid-19
	Flu A	Flu B							
3-Sep-22	7	1	22	1	2	1	11	0	268
10-Sep-22	5	0	21	2	1	1	17	0	227
17-Sep-22	8	0	28	4	1	1	11	0	190
24-Sep-22	10	0	38	2	0	1	17	0	209
1-Oct-22	13	0	61	2	2	0	9	0	186
8-Oct-22	27	0	94	1	2	0	19	2	161
15-Oct-22	16	0	90	6	0	0	19	1	135
22-Oct-22	37	1	171	7	1	2	16	0	161
29-Oct-22	57	0	235	5	4	0	24	0	156
5-Nov-22	110	0	260	6	3	2	18	0	173
12-Nov-22	213	1	252	4	1	2	35	3	189
19-Nov-22	405	1	239	11	2	1	23	0	292
26-Nov-22	423	0	120	8	2	5	27	0	336
3-Dec-22	566	0	109	9	4	0	24	3	571
10-Dec-22	381	2	74	5	5	1	21	0	471
17-Dec-22	277	1	58	3	2	0	19	4	419
24-Dec-22	232	1	31	4	3	2	21	8	348
31-Dec-22	127	4	25	2	3	6	19	3	313