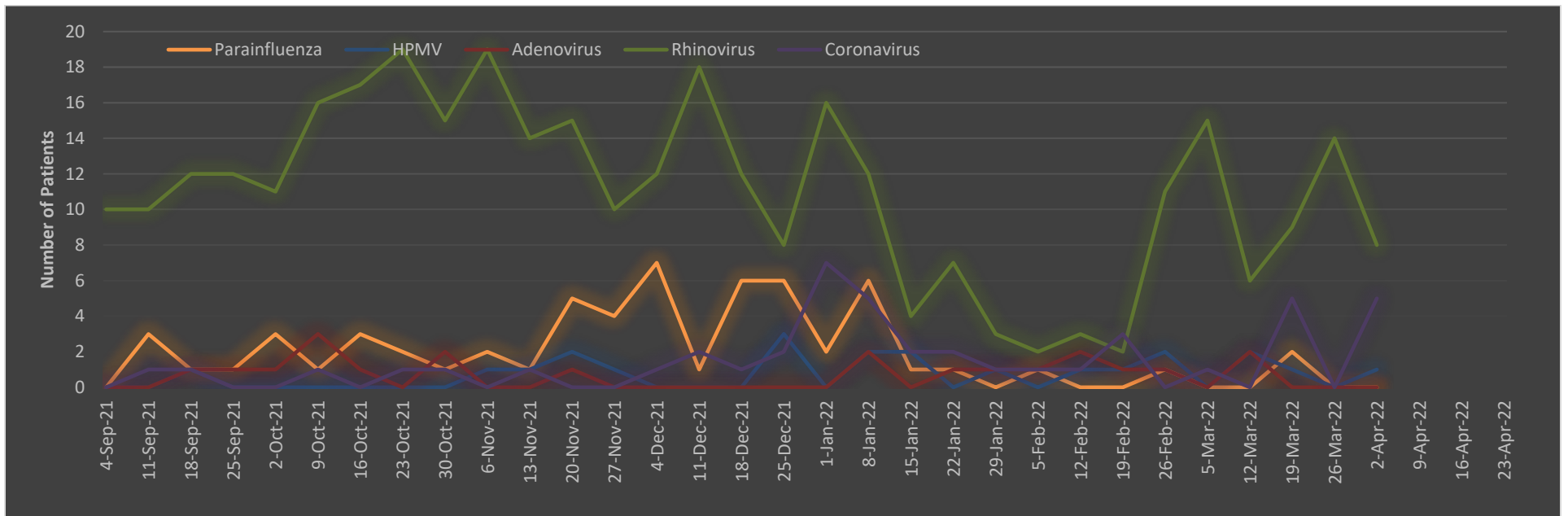
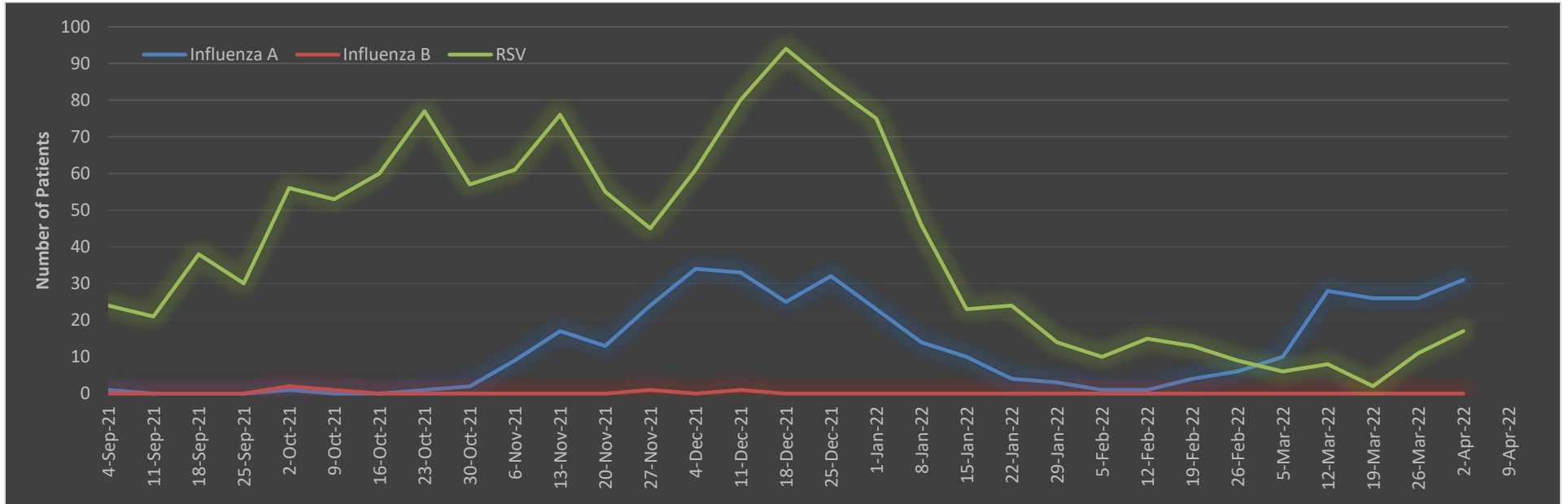
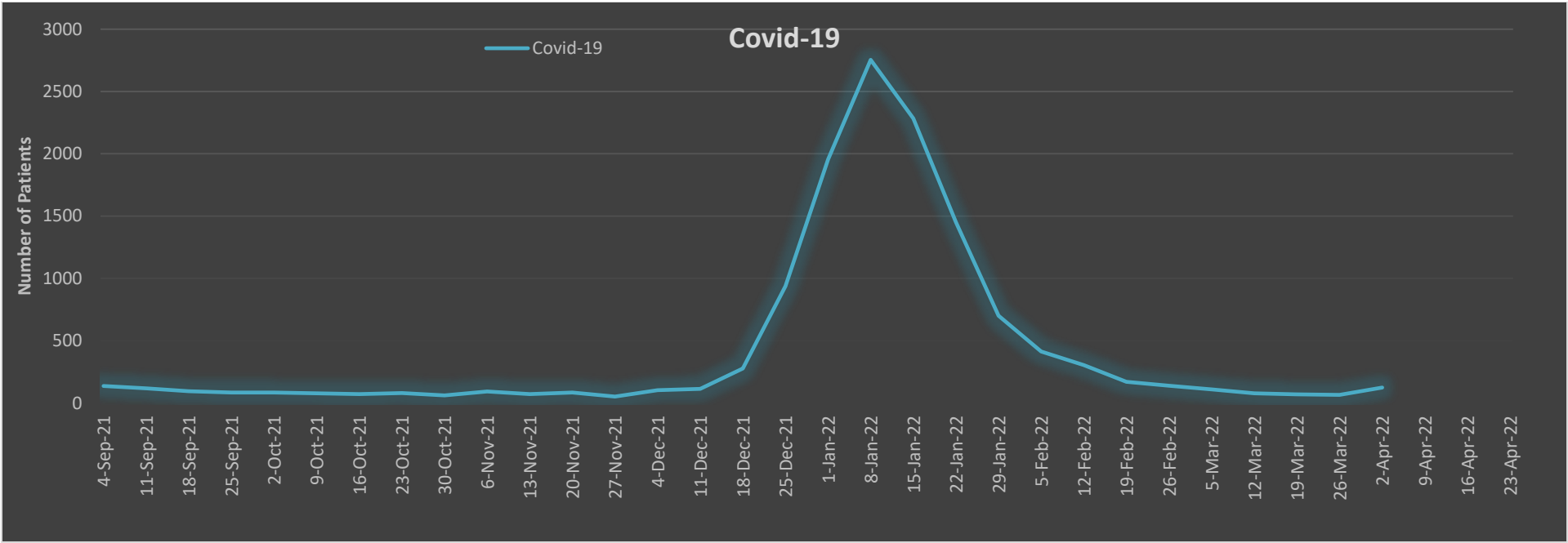


2021-2022 Respiratory Virus





Report Week Ending Saturday	Influenza Virus		RSV	Parainfluenza	HMPV	Adenovirus	Rhinovirus	Coronavirus (Not Covid-19)	Covid-19
	Flu A	Flu B							
4-Sep-21	1	0	24	0	0	0	10	0	137
11-Sep-21	0	0	21	3	0	0	10	1	118
18-Sep-21	0	0	38	1	1	1	12	1	95
25-Sep-21	0	0	30	1	0	1	12	0	85
2-Oct-21	1	2	56	3	0	1	11	0	84
9-Oct-21	0	1	53	1	0	3	16	1	78
16-Oct-21	0	0	60	3	0	1	17	0	71
23-Oct-21	1	0	77	2	0	0	19	1	81
30-Oct-21	2	0	57	1	0	2	15	1	61
6-Nov-21	9	0	61	2	1	0	19	0	92
13-Nov-21	17	0	76	1	1	0	14	1	73
20-Nov-21	13	0	55	5	2	1	15	0	84
27-Nov-21	24	1	45	4	1	0	10	0	52
4-Dec-21	34	0	61	7	0	0	12	1	104
11-Dec-21	33	1	80	1	0	0	18	2	114
18-Dec-21	25	0	94	6	0	0	12	1	278
25-Dec-21	32	0	84	6	3	0	8	2	938
1-Jan-22	23	0	75	2	0	0	16	7	1954
8-Jan-22	14	0	46	6	2	2	12	5	2754
15-Jan-22	10	0	23	1	2	0	4	2	2284
22-Jan-22	4	0	24	1	0	1	7	2	1452
29-Jan-22	3	0	14	0	1	1	3	1	701
5-Feb-22	1	0	10	1	0	1	2	1	414
12-Feb-22	1	0	15	0	1	2	3	1	305
19-Feb-22	4	0	13	0	1	1	2	3	171
26-Feb-22	6	0	9	1	2	1	11	0	139
5-Mar-22	10	0	6	0	0	0	15	1	109
12-Mar-22	28	0	8	0	2	2	6	0	78
19-Mar-22	26	0	2	2	1	0	9	5	69
26-Mar-22	26	0	11	0	0	0	14	0	66
2-Apr-22	31	0	17	0	1	0	8	5	124